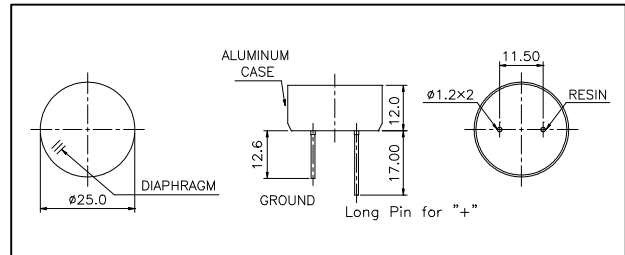
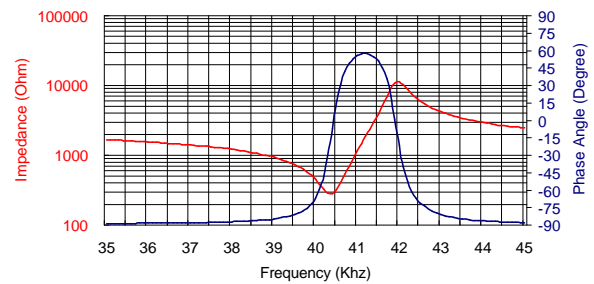


Dimensions: dimensions are in mm



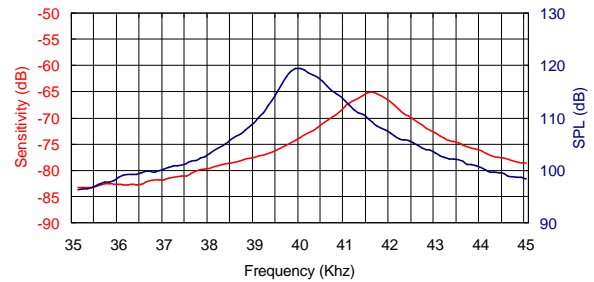
Impedance/Phase Angle vs. Frequency

Tested under 1Vrms Oscillation Level

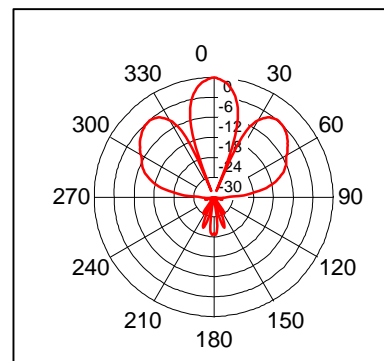


Sensitivity/Sound Pressure Level

Tested under 10Vrms @30cm



Beam Angle: Tested at 40.0Khz frequency



Specification

| | |
|---|-------------|
| 400EP250 | Transceiver |
| Center Frequency | 40.0±1.0Khz |
| Bandwidth (-6dB) 400EP250 | 4.0Khz |
| Transmitting Sound Pressure Level at resonant frequency; 0dB re 0.0002μbar per 10Vrms at 30cm | 113dB min. |
| Receiving Sensitivity at resonant frequency 0dB = 1 volt/μbar | -72dB min. |
| Nominal Impedance (Ohm) | 2400 |
| Ringin (ms) | 1.2 max. |
| Capacitance at 1Khz ±20% | 2400 pF |
| Max. Driving Voltage (cont.) | 20Vrms |
| Total Beam Angle -6dB | 30° |
| Operation Temperature | -30 to 80°C |
| Storage Temperature | -40 to 85°C |

All specification taken typical at 25°C
Closer frequency tolerance, shorter ringing and wider bandwidth models can be supplied upon request.

Model available:

| | | |
|---|----------|-------------------|
| 1 | 400EP250 | Aluminum Housing |
| 2 | 400EP25B | Black Al. Housing |